

BTL EMSELLA® PATIENT FACT SHEET

SAY NO TO INCONTINENCE

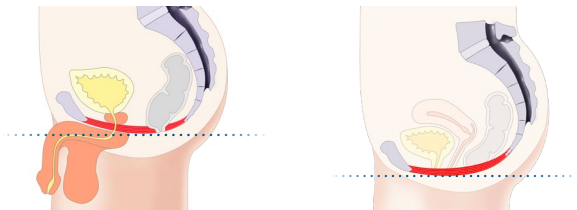
ABOUT URINARY INCONTINENCE:

Urinary incontinence is defined as the involuntary leakage of urine. This might be a result of weak pelvic floor muscles since pelvic floor muscles play an important role in supporting pelvic organs and controlling continence.

There are three different types of urinary incontinence:

- **Stress incontinence:** is when there is exerted pressure on the bladder causing leakage. This can be caused by coughing, laughing, sneezing, or exercising.
- **Urge:** is the sudden, intense urge to urinate frequently.
- **Mixed incontinence:** is a combination of both stress and urge incontinence.

Physiological changes can contribute to the development of urinary incontinence; changes such as vaginal delivery, menopause, and aging can decondition pelvic floor muscles. In order to improve symptoms, it is important to strengthen these muscles. Possible ways to improve your condition may include lifestyle changes and Kegel exercises.



The diagram below shows the pelvic organs and pelvic floor muscles in men (left) and women (right).

MECHANISM OF ACTION:

BTL EMSELLA is the HIFEM® procedure, that utilizes electromagnetic energy, at a high frequency, to cause pelvic floor muscle stimulation completely non-invasively. Similar to the contractions you perform when doing a Kegel exercise. What makes this treatment effective is the in-depth penetration and stimulation of the entire pelvic floor area. A single session brings you thousands of intense contractions that you would not be able to do on your own. These contractions are very helpful when it comes to muscle strengthening and re-education.

WHAT TO EXPECT DURING THE TREATMENT?

During BTL EMSELLA treatment you will be completely clothed yet, we recommended loosely fitted clothing to help achieve best positioning during treatment. When the treatment starts you will feel slight tingling and vibrations in your pelvic floor muscles that will then turn into full contractions. This will be completely comfortable and tolerable. If not, please let your healthcare provider know and they will adjust accordingly. Take this 28-minute session to relax, read a magazine, or watch television. You will be able to return to normal activities after the treatment.

LEARN THE TERMS

- **Pelvic floor:** The bowl-shaped muscles in the pelvic area that support pelvic organs, including the uterus, bladder and rectum.
- **Pelvic floor muscle exercises (Kegels):** Exercises that strengthen the pelvic floor. Regular exercising of the pelvic floor muscles can improve or prevent urinary leakage.
- **Bladder training:** Behavior therapy that helps you wait longer between bathroom trips so that you can go to the bathroom when it is convenient for you rather than the sudden urge.

BTL EMSELLA IS NOT FOR YOU IF:



METAL IMPLANTS



PREGNANCY



TUMOR



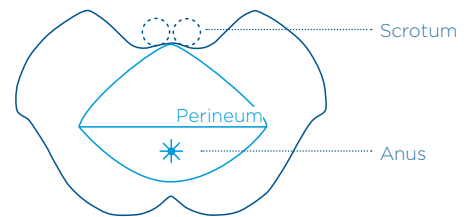
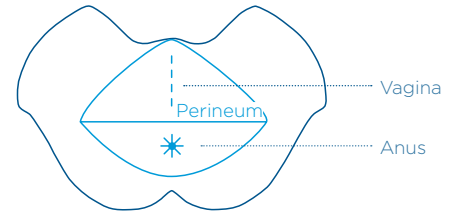
HEART DISORDERS

For the full range of contraindications, warnings and cautions, refer to your healthcare provider.



BTL EMSELLA® PATIENT POSITIONING

- 1 Sit comfortably at the center of the chair.
- 2 To achieve correct treatment position height of the chair can be set. Your health care provider will help you with this.
- 3 Your feet should be flat on the floor, shoulder width apart (which varies patient to patient).
- 4 Place your knees just above your feet at a 90-degree angle with slight outward rotation.
- 5 Angle your pelvic area closest to the center of the chair, you may have to tilt forward or backward to get the right angle.
- 6 Keep your spine straight and relax your hands on your thighs.
- 7 The first minute of therapy is there to help you gauge positioning. The tapping should be over the perineum (see figure below). Either adjust forward, back, or towards either side to find the target area.



ADDITIONAL PATIENT FACTS:

- Do not lean back on the chair.
- Do not hunch your back.
- Keep feet flat on the ground.
- Do not keep your legs together, crossed, or too spread out.
- Jewelry, belts, cards, coins, wallet, and watches should be removed before treatment. Also keep phones and other electronics away from the device. Wear comfortable clothing, nothing too tight that will prevent correct positioning.



©2019 BTL Group of Companies. All rights reserved. BTL®, BTL EMSELLA® and HIFEM® are registered trademarks in the United States of America, the European Union and/or other countries. The products, the methods of manufacture or the use may be subject to one or more U.S. or foreign patents or pending applications. BTL Emsella® is intended to provide entirely non-invasive electromagnetic stimulation of pelvic floor musculature for the purpose of rehabilitation of weak pelvic muscles and restoration of neuromuscular control for the treatment of male and female urinary incontinence. Trademarks EMSLPT®, EMSELLA®, EMTONE™, EMBODY®, and HIFEM® are parts of EM™ Family of products.

BTL_Emsella_DOC_Patient-fact-sheet-positioning_ENUS100
099-74EMSDOCPFSPENUS100

